



BEVERAGE
EQUIPMENT
CATALOG



high-quality products

Iced Tea Brewer and Dispensers

Fresh iced tea brewing solution with simple operation for a wide variety of dispensers



TB3Q



TDO-4




TDO-5

TB3Q FEATURES

- Brews 16.3 to 26.7 gallons (61.7 to 101.1 liters) per hour from real tea leaves.
- Iced tea brewers generate top profits through large volume sales.
- Brews directly into any style portable server.
- Meet your volume needs; brew 3 gallons (11.36 liters) of iced tea at a time.
- SplashGard® funnel deflects hot liquids away from the hand.
- Use BUNN paper filters - Product No. 20100.0000.



International electrical configurations



TDON-3.5

TB3Q	Tea Dispensers
29" trunk	TDO-4, TDO-5, TDON-3.5

REILY BEVERAGE PRODUCTS MUST BE ON SITE PRIOR TO INSTALLATION.

Iced Tea Brewers and Dispensers									
Model	Product #	Size		Electrical			Brewing Capacity	Cord Attached	Agencies
		Dimension	Weight	Volts	Amps	Watts			
TB3Q	36700.0110	34.04" H x 12.4" W x 24.5" D (86.5cm H x 31.5cm W x 62.2cm D)	42 lbs. (19.1 kg)	120	14.4	1730	26.7 gal/hr. 101.1 L/hr.	Yes	UL LISTED NSF
TDO-4	34214.0050	19" H x 10.7" W x 13.7" D (48.3cm H x 27.2cm W x 34.8cm D)	13 lbs. (5.9 kg)	n/a			4 gallons (15.14 L)	Handles	NSF
TDO-5	34214.0051	22" H x 10.7" W x 13.7" D (55.9cm H x 27.2cm W x 34.8cm D)	14 lbs. (6.4 kg)				5 gallons (18.9 L)	Side	
TDON-3.5	39600.0043	21.6" H x 6.2" W x 13.5" D (54.9cm H x 15.7cm W x 34.3cm D)	12.3 lbs. (5.6 kg)	n/a			3.5 gallons (13.2 L)	Handles Front/Back	NSF

Tea Concentrate Dispensers



TCD-1



TCD-2

TCD FEATURES

- Venturi valve creates siphon, pulling product through to mixing valve.
- Rear shut-off valve for cleaning dispenser.
- Accepts bottle or bag-in-box products.
- Side off-set handles for side-by-side placement.
- Built-in pressure regulator provides consistent product-to-water ratio.
- Solid plastic lid.



Bottom View



Top View



REILY BEVERAGE PRODUCTS MUST BE ON SITE PRIOR TO INSTALLATION.

Tea Concentrate Dispensers							
Model	Product #	Size		Electrical			Agencies
		Dimension	Weight	Volts	Amps	Watts	
TCD-1	37750.0001	22.9" H x 12.8" W x 18.1" D (58.2cm H x 32.5cm W x 46cm D)	17.1 lbs. (7.8 kg)	No electrical required			45 gal/hr. 170.3 L/hr.
TCD-2	37750.0003	22.9" H X 12.8" W X 18.9" D (58.2cm H x 32.5cm W x 48cm D)	19.6 lbs. (8.9 kg)				67 gal/hr. 253.6 L/hr.




Decanter Coffee Brewers




CWTF15-3
 (2 upper warmers,
 1 lower warmer - 2U, 1L)
 (Decanters sold separately)



- PRODUCT FEATURES**
- Brews 3.8 to 6.8 gallons (14.4 to 25.74 litres) of perfect coffee per hour.
 - Model is space-saving 8” (20.32 cm) wide.
 - All stainless steel construction.
 - Hot water faucet and pourover feature.
 - SplashGard® funnel deflects hot liquids away from the hand.
 - Use BUNN paper filters – Product No. 20115.0000.

Models listed as 120/208V or 120/240V must be connected to 208V or 240V electrical service respectively. Please refer to the installation manual.

 International electrical configurations (CWTF only)



REILY BEVERAGE PRODUCTS MUST BE ON SITE PRIOR TO INSTALLATION.

12 Cup Coffee Brewer with Upper/Lower Warmers										
Model	Product #	Size		Electrical			Brewing Capacity	Funnel Type	Cord Attached	Agencies
		Dimension	Weight	Volts	Amps	Watts				
CWTF15-3	12950.0498 (2U, 1L)	18.9"H x 8.5"W x 17.8"D (48cm H x 21.6cm W x 45.2cm D)	31 lbs. (14.1 kg)	120	13.9	1670	3.8 gal/hr 14.4 L/hr	Stainless	No	 


Airpot Brewers



CWTF APS
(airpot sold separately)



PRODUCT FEATURES

- Brews 3.8 to 7.5 gallons (14.4 to 28.4 liters) of perfect coffee per hour.
- Brews directly into 1.9 to 3 litre airpots.
- Convenient airpots keep coffee hot for hours.
- Airpots are easily transported to remote meeting rooms, breakfast bars, etc.
- Pourover feature included on automatic models.
- Hot water faucet.
- Digital timer enables users to make brew cycle adjustments from the front panel.
- Use BUNN paper filters - Product No. 20115.0000.

 International electrical configurations
(Single airpot brewer models only)



REILY BEVERAGE PRODUCTS MUST BE ON SITE PRIOR TO INSTALLATION.

CWTF Airpot Brewers										
Model	Product #	Size		Funnel Type	Electrical			Brewing Capacity	Cord Attached	Agencies
		Dimension	Weight		Volts	Amps	Watts			
CWTF15-APS	23001.0006	23.6"H x 9"W x 18.5"D (59.9cm H x 22.9cm W x 47cm D)	33 lbs. (15.0 kg)	Black Plastic	120	11.4	1370	3.8 gal/hr 14.4 L/hr	Yes	 


Pourover Coffee Brewers



VP17-3
(Decanters sold separately)



PRODUCT FEATURES

- Requires no plumbing – completely portable.
- Pour cold water in top and coffee brews immediately.
- Three separately controlled warmers.
- SplashGard® funnel deflects hot liquids away from the hand.
- Use BUNN paper filters - Product No. 20115.0000.

 International electrical configurations (VP17-3 only)



REILY BEVERAGE PRODUCTS MUST BE ON SITE PRIOR TO INSTALLATION.

Pourover Coffee Brewers with 3 Warmers									
Model	Product #	Size		Electrical			Capacity	Cord Attached	Agencies
		Dimension	Weight	Volts	Amps	Watts			
VP17-3 SS (2 upper)	13300.0004	18.9" H x 8.5" W x 17.7" D (48cm H x 21.6cm W x 45cm D)	25 lbs. (11.4 kg)	120	13.3	1600	3.9 gal/hr 14.6 L/hr	Yes	 

Portable Servers and Warmers



1.5 GPR
Portable Server



RWS1
Warmer

PORTABLE SERVER FEATURES

- 1 or 1½ gallon (3.8, 5.7 litre) capacities.
- Easily transport portable servers for remote service.
- Patented Safety-Fresh® brew-through lid with vapor seal and spill protection GPR servers.
- GPR-1 holds 128 ounces of coffee.
- GPR-1.5 holds 192 ounces of coffee.
- GPR-1 can be used with CWTF brewer.

RSW1 WARMER FEATURES

- Accepts 1 or 1½ gallon (3.8, 5.7 litre) servers.
- Available with plastic, satin nickel or stainless steel legs.
- Legs are adjustable.






International electrical configurations

WX2 WARMER FEATURES

- Low profile design tucks away on countertops.
- Two 130V warmers.
- Quality construction for long-lasting performance.

GPR Server	For Use With	Page #
	Single	7
	Dual	

REILY BEVERAGE PRODUCTS MUST BE ON SITE PRIOR TO INSTALLATION.

Model	Product #	Size		Finishes	Electrical			Capacity	Cord Attached	Agencies
		Dimension	Weight		Volts	Amps	Watts			
1GPR (side handle)	12487.0003	14"H x 8.5"W x 12.7"D (35.6cm H x 21.6cm W x 32.2cm D)	8.5 lbs. (3.9 kg)	Stainless	n/a	n/a	n/a	1 gal 3.8 L	n/a	
1.5GPR-FF (top handle, fast flow faucet)	20950.0004	18.1"H x 8.5"W x 12.7"D (46cm H x 21.6cm W x 32.2cm D)	10 lbs. (4.5 kg)					1 1/2 gal 5.7 L		
RWS1 (plastic legs)	12203.0010	7.5" H x 8.25" W x 9.3" D (19.1cm H x 21cm W x 23.6cm D)	7 lbs. (3.2 kg)		120	0.8	100	1 or 1.5 GPR	Yes	
WX2	06310.0004	14"H x 2.53"W x 7"D (35.6cm H x 6.4cm W x 17.8cm D)	4 lbs. (1.8 kg)		Number of Warmers		Brewer			
				2		For use with S, ST, & STF brewers				

Single® and Dual® Brewers



Dual



Single

PRODUCT FEATURES

- Brews ½, 1 or 1½ gallon (1.9, 3.8 and 5.7 litre) batches.
- Adjustable bypass ensures perfect coffee regardless of batch size.
- Electronic timer ensures fast set up and accurate brew levels.
- Electronic grinder interface instructs G9T HD grinder on exact amount of coffee for selected brew batch size.
- 1.5 GPR portable server (included) has a patented Safety-Fresh® brew-through lid with vapor seal and spill protection.
- SplashGard® funnel deflects hot liquids away from the hand.
- Equipped with tank drain.
- Use BUNN paper filter – Product No. 20138.0000.



Models listed as 120/208V or 120/240V must be connected to 208V or 240V electrical service respectively. Please refer to the installation manual.



International electrical configurations



REILY BEVERAGE PRODUCTS MUST BE ON SITE PRIOR TO INSTALLATION.

Single and Dual Brewers with Portable Servers												
Model	Product #	Size		Finish	Electrical			Brewing Capacity	Batch Settings	Funnel Type	Cord Attached	Agencies
		Dimension	Weight		Volts	Amps	Watts					
Single	23050.0007	29.3"H x 9.25"W x 19"D (74.4cm H x 54.9cm W x 48.3cm D)	58 lbs. (26.3 kg)	Stainless	120	17.5	2100	5.1 gal/hr 19.3 L/hr.	Three	Stainless	No	
Dual	20900.0010	29.3"H x 18"W x 19.3"D (74.4cm H x 45.7cm W x 49cm D)	94 lbs. (42.7 kg)		120/208	28.8	5990	16.3 gal/hr 67.7 L/hr.	Three	Stainless		

Coffee Urns



SRU

3 GALLON URN FEATURES

- Automatic drip brewing of delicious coffee every time.
- Large water tank holds over 10 gallons.
- Draw off hot water during brewing cycle without affecting delivery of coffee.
- All stainless steel construction.
- Brews full or half batches.
- Top mounted components ease service.
- Use BUNN paper filters - Product No. 20109.0000.

Models listed as 120/208V or 120/240V must be connected to 208V or 240V electrical service respectively. Please refer to the installation manual.



International electrical configurations

TWIN 3 GALLON FEATURES

- Unique design assures extremely low evaporation loss to maintain the brew at its flavorful peak.
- Large water tank holds over 20 gallons.
- Draw off hot water during brewing cycle without affecting coffee quality.
- Half-batch option.
- Top mounted components ease service.
- All stainless steel construction.
- Use BUNN paper filters - Product No. 20109.0000.

Models listed as 120/208V or 120/240V must be connected to 208V or 240V electrical service respectively. Please refer to the installation manual.





International electrical configurations



U3

REILY BEVERAGE PRODUCTS MUST BE ON SITE PRIOR TO INSTALLATION.

Coffee Urns

Model	Product #	Size		Electrical			Capacity	Cord Attached	Agencies
		Dimension	Weight	Volts	Amps	Watts			
SRU	06325.0001	33.5" H x 14" W x 24.6" D (85.1cm H x 35.6cm W x 62.5cm D)	73 lbs. (33.1 kg)	120/208	19.4	4025	11.4 gal/hr.	No	 
U3 (Single Serve)	20500.0000	32.4" H x 34.5" W x 21" D (82.3cm H x 87.6cm W x 53.3cm D)	103 lbs. (46.8 kg)	120/208	28	5825	16.3 gal/hr.		

Portion Control Grinders



G9-2 HD

G9HD


G9-2T HD

G9HD FEATURES


- Single hopper holds 9 lbs. (4.1 kg) of coffee.
- Portion controlled for the right amount of coffee every time.
- Precision burrs for consistent, commercial-quality grind.
- G9T HD model has optional interface to BUNN brewers for multiple batch sizes.
- The G9T HD and G92T HD accommodate larger brew funnels.

G9-2T HD FEATURES

- Two hoppers hold 6 lbs. (2.7 kg) each of regular and decaf or specialty beans.
- Selected models interface to compatible BUNN brewers.
- Portion controlled for the right amount of coffee every time.
- Precision burrs for consistent, commercial-quality grind.
- Accommodates larger brew funnels.

 International electrical configurations

REILY BEVERAGE PRODUCTS MUST BE ON SITE PRIOR TO INSTALLATION.

Portion Control Grinders with 1 or 2 Hoppers										
Model	Product #	Size		Electrical			Finish	Capacity	Cord Attached	Agencies
		Dimension	Weight	Volts	Amps	Watts				
G9HD (Analog)	05800.0001	22.3" H x 8" W x 17.8" D (63.5cm H x 20.3cm W x 45.2 cm D)	62 lbs. (28.1 kg)	120	9.4	1128	Stainless	ONE HOPPER 9 lbs. (4.1 kg.)	Yes	
G9-2 HD (Brewer Interface)	24250.0000	25" H x 8" W x 17.8" D (63.5cm H x 20.3cm W x 45.2cm D)	67 lbs. (30.4 kg)	120	9.4	1128	Stainless	TWO HOPPERS		
G9-2T HD (Brewer Interface)	24250.0021	27.1" H x 8" W x 17.8" D (63.5cm H x 20.3cm W x 45.2 cm D)	68 lbs. (30.9 kg)					6 lbs./hopper (2.7 kg/hopper)		

Reily Foods Company

Brewing and Dispenser Equipment Installation and Service

The purpose of this document is to outline those elements related to the installation and ongoing maintenance of Reily provided tea brewers, coffee brewers, and liquid tea dispensing equipment as to what is provided and what is not provided. This document should be considered, by reference, as an addendum to any Reily signed loaner agreement.

INSTALLATION

It is the responsibility of the installed location to be in compliance with all local electrical and plumbing codes. Reily will not be able to install or maintain equipment in a location failing to comply with these codes nor will Reily bear any expense for such.

WHAT REILY WILL PROVIDE

Reily will provide water lines in either 1/4" or 3/8" diameter sizes up to 10 feet in length for the sole purpose of connecting Reily loaner equipment to a wall water shut-off valve, or an existing water line, or use a water "T" to connect to water lines of the size indicated above.

Reily will provide 5 foot electrical cords for all brewing equipment.

WHAT REILY WILL NOT PROVIDE

Reily will not connect to PVC piping that does not have a dedicated water shut-off valve. Reily will not install overhead water lines. Reily will not sweat solder or use pipe-fittings. Reily will not provide installation or repair of drains. A certified plumber should be used to prepare the area for installation of brewers at no expense to Reily.

Reily will not provide or connect brewing equipment to extension cords as this would be in violation of electrical codes for commercial equipment. Reily will not install electrical outlets or run electrical power line from an electrical box. Reily cannot make adjustments to a 220 volt outlet to allow plug-in of a 110 volt unit. A certified electrician should be used to prepare the area for installation of brewers at no expense to Reily.

Reily will not drill holes into or deface counter tops for any reason such as to access electrical or water connections.

Reily will not remove, relocate, or install cabinets in order to make space available for brewing equipment.

Reily will not provide nor recharge water softeners or water filters.

Accounts we do not offer equipment programs for would include the following but may not be limited to.

Portable/movable units

Funeral Homes

Fairs

Schools

Youth League athletic facilities

Offices

Reily Foods Beverage Installation and Service Request

Distributor		Date	
TM	DSM	Broker:	Phone #
<i>Reily products purchased should go in the area below. *This section must be completed for your order to be processed*</i>		TERMS OF AGREEMENT -I AGREE TO GIVE THE EQUIPMENT NORMAL CARE AND TO PAY FOR ANY DAMAGES CAUSED BY MISUSE OR NEGLIGENCE ON THE PART OF MY EMPLOYEES. -TO COMPLY WITH THE MINIMUM MONTHLY PURCHASE AMOUNT AS REQUIRED BY REILY FOODS COMPANY AND THEIR AUTHORIZED DISTRIBUTORS -THE EQUIPMENT IS NOT TO BE REMOVED FROM THIS PREMISE UNLESS AUTHORIZED BY REILY FOODS COMPANY -THE EQUIPMENT IS ON LOAN TO THIS BUSINESS ESTABLISHMENT AT NO INITIAL CHARGE, AND SHALL REMAIN THE EXCLUSIVE PROPERTY OF REILY FOODS CO. I MAY USE IT AS LONG AS I PURCHASE ONLY REILY PRODUCTS FROM AN AUTHORIZED REILY FOODS DISTRIBUTOR -SHOULD I DECIDE TO DISCONTINUE BUYING REILY FOODS PRODUCTS OR SHOULD REILY FOODS DECIDE TO DISCONTINUE SERVICE WITH MY BUSINESS, I WILL PERMIT REILY FOODS CO OR A RELIY AUTHORIZED REPRESENTATIVE TO PICK UP THE EQUIPMENT -ANY NECESSARY SERVICE AND/OR REPAIRS TO THIS EQUIPMENT WILL BE THE SERVICE RESPONSIBILITY OF REILY FOODS AUTHORIZED REPRESENTATIVE -THE ESTABLISHMENT AND IT'S EMPLOYEES AGREES TO HOLD HARMLESS, REILY FOODS AND THEIR AUTHORIZED REPRESENTATIVE, FOR ANY PERSONAL INJURY OR PROPERTY DAMAGES ARISING OUT OF SAID EQUIPMENT	
Luzianne Brew Tea <input type="checkbox"/> 32 / 3 oz. <input type="checkbox"/> 32 / 4 oz. Luzianne Liquid Tea <input type="checkbox"/> Sweet <input type="checkbox"/> Unsweet <input type="checkbox"/> Flavored	Brand of Coffee <input type="checkbox"/> JFG <input type="checkbox"/> Luzianne <input type="checkbox"/> French Market <u>List product blends:</u>		
Salesrep Signature:		Customer Signature:	

13

End User/Customer Information:	
<i>(Address provided must be the address of Customer's establishment where the Equipment will be placed/installed)</i>	
Customer Acct #	
Customer Name	
Address	
City/State/Zip	
Contact Phone Number	
Contact Name	
Customer Notes:	


Equipment Information: ☐ Install ☐ Swapout ☐ Pickup ☐ Repair

Is this additional Reily Foods Equipment ? <input type="checkbox"/> Yes <input type="checkbox"/> No			
Quantity of URNS: <input type="checkbox"/> 3 Gallon (TDO4) <input type="checkbox"/> 5 Gallon (TDO5) <input type="checkbox"/> 3 Gallon (TDO-N-3.5)			
Coffee Bowls	# Of Regular	# Of Decaf	⬇ Area below should be left BLANK ⬇
Quantity	Volts	Model	
Quantity	Volts	Model	
Quantity	Volts	Model	
Quantity	Volts	Model	
Quantity	Volts	Model	
Service Agent:		Service Order #	

(ONLY fill out this section if the equipment is to be shipped direct to the customer or distributor)

Ship to Address
City/State/Zip

Notify Reily Foods Of Any Equipment Not Installed Or Picked Up.
1-800-627-2094 or equipment@rfoods.com or Fax 1-865-546-6774





high-quality products



For questions, please contact the Reily Foods Co. service center at:

800-627-2094 or equipment@rfoods.com

For equipment eligibility questions, please contact your Reily Foods Co. regional manager.

Thank you for your interest in BUNN products.

The BUNN logo consists of the word "BUNN" in a bold, black, sans-serif font. Above the letters is a thick horizontal black bar. A registered trademark symbol (®) is located to the upper right of the letter "N".

Bunn-O-Matic Corporation

1400 Stevenson Drive

Springfield, IL 62703, USA

Phone: (800) 637-8606 or

+1 (217) 529-6601

U.S. Fax: (800) 542-4967

International Fax: +1 (217) 529-2827

www.bunn.com

9/09 © 2012 Bunn-O-Matic Corporation